

LED SENSOR DOWNLIGHT

Product&Family Code:

016 060 1018

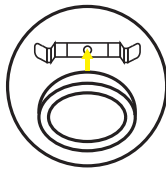
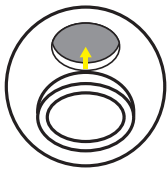
MARTHA-18 3CCT



→ ☀ Day&Night motion sensor mode

← 🌙 Night motion sensor mode

WHITE
BLACK



Recessed **Surface Mounting**

Technical Data	
Voltage (V)	100-265V
Product Wattage (W)	18
Equivalence with incandescent lamp	144
Colour Render Index (Ra)	>80
Colour Temperature (K)	3CCT
Materials	PC
Protection Class	II
Dimmable	No
Warm-up time up to 60 %of the full light output	Instant Full Light
Luminous Flux (lm)	1530
Luminous Efficacy (lm/W)	83
Rated Life (hrs) ⌚	25.000
IP Rating	20
Power Factor	>0.5
Beam Angle	120°
Starting Time	<0.2s
Number of ON-OFF cycling	x12.500

Applications

Building Entrance, corridors etc.




Built-in
Photocell &
PIR Sensor



Features

- High Lumen and CRI, Good quality & Constant Current driver.
- High heat dissipation, low carbon and environmental protection.
- Innovative design of assembly structure.
- Extremely Long Life.



360°
Technical Drawing

