

GARDEN REVIVAL
GARDEN CLASSIC
BOLLARD
UP&DOWN
DOWNLIGHT
IN-GROUND
BRICKLIGHT
FLOODLIGHT
BULKHEAD
SOLAR
URBAN CLASSIC
URBAN REVIVAL
URBAN MODERN
POST
LAMPS

ELISA

SQUARE BOLLARD



Architectural LED lamp range in modern style, made of shockproof resin material, UV-rays stabilized, rust and corrosion-free. Square bollards in different sizes, spike and wall mounted versions available. Supplied with white square reflector and with TÜV-CB certified, long-life, efficient and Kelvin settable GX53 LED lamps included. Insulation class II, Protection rating IP55.

Collezione di lampade architettoniche a LED in stile moderno, realizzata in resina antiurto, stabilizzata ai raggi UV, inattaccabile da ruggine e corrosione. Ampia gamma di versioni disponibili per installazioni su stelo bollard in diverse altezze, con picchetto o a parete. Provvista di riflettore quadro in colore bianco e fornita con incluse lampadine a LED GX53 con Kelvin impostabile certificate TÜV-CB di lunga durata ed elevata efficienza. Classe di isolamento II, grado di protezione IP55.



DS2.564.D1K

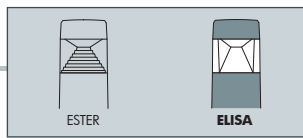
CCT SETTABLE

SDCM < 6

3000 K 4000 K 6500 K

| | | | |
|--|--|--|--|
| | | | |
| | | | |
| | | | |
| | | | |
| | | | |
| | | | |





ELISA COMPONENTS

IP55



CAP fixed to the diffuser with no visible screws made of shockproof resin material, UV-rays stabilized, rust and corrosion-free.

CALOTTA fissata al diffusore senza viti a vista, realizzata in resina antiurto, stabilizzata ai raggi UV, inattaccabile da ruggine e corrosione.

DIFFUSER in clear colour made of UV-rays stabilized polymethylmethacrylate (PMMA).

DIFFUSORE trasparente realizzato in polimetilmetacrilato (PMMA) resistente all'ingiallimento ed ai raggi UV.

REFLECTOR with square shape spreading the lighting output to create a four beams luminous effect. Made of shockproof white reflective resin material.

RIFLETTORE quadro che diffonde la luce dividendola in quattro fasci. Realizzato in resina antiurto di colore bianco.



INSTALLATION ELEMENTS:

- POLES for bollard versions
- BASE for wall and surface installation
- SPIKE for in ground installation

ELEMENTI DI FISSAGGIO:

- STELI per versione bollard
- BASE per installazione a parete e al suolo
- PICCHETTO per installazione nel terreno

ELISA



Dimensions

Height: 165/500/800 mm
Width: 126 mm
Depth: 126 mm

Moulded colours:

- Black
- White
- Grey

Diffuser PMMA:

- Clear

LED LAMPS



Comply with: EU2019/2015
EU2019/2020
Technical details on page 636.

GX53 LED

100 - 240 V




| LAMP | POWER | LUMINOUS FLUX (Φ TOTAL) UP TO | COLOUR TEMP. | *ADD. SUFFIX |
|------|-------------|-------------------------------|--------------|--------------|
| | 3 W | 410 lm | 6500 K | .G1K |
| | | | 4000 K | |
| | | | 3000 K | |
| | 10 W | 1290 lm | 6500 K | .D1K |
| | | | 4000 K | |
| | | | 3000 K | |

- **COST SAVING:** long-life and efficient LED light sources.
- **BUILT-IN DRIVER:** quick and easy lamp replacement.
- **GREAT FLEXIBILITY:** GX53 standard lamp holder.
- **FUTURE-PROOFED LUMINARIES:** easy to upgrade.
- **SUITABLE FOR OUTDOOR USE:** driver fully protected against heat and humidity by silicone paste.

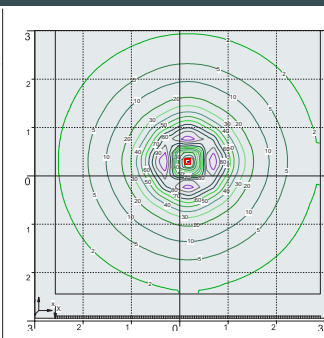
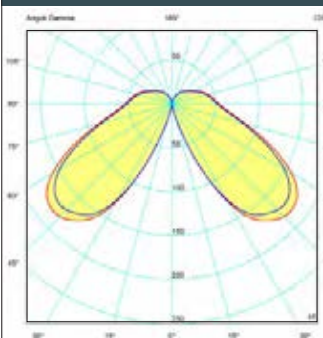
Bollard supplied with TÜV-CB certified, long-life, efficient and Kelvin settable GX53 LED lamp included. Different wattages available.

CCT SETTABLE LED LAMP



CCT switch settable in three different positions, to select the desired Kelvin temperature (3000K/4000K/6500K) and get a customized ambience.

PHOTOMETRIC DATA SAMPLE



ELISA 800 clear GX53 10W.

Bollard height 0,8 mt
Area: 6x6 mt - average 13 lux

The photometric data for all the versions are available upon request or on our website.

3W
410 Lm

=

40W
incandescent

SAVE 93%

10W
1290 Lm

=

100W
incandescent

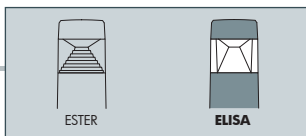
SAVE 90%

* ADD THESE SUFFIXES TO THE REFERENCES MENTIONED IN THE CATALOGUE

ELISA

SQUARE BOLLARD





| ELISA 800 | |
|--|-------------|
| 3W | DS2.564.G1K |
| 10W | DS2.564.D1K |
| CCT SETTABLE GX53 LED LAMP INCLUDED 3000K/4000K/6500K | |
| | |
| Pcs 6 Kg 16 mc 0,145 | |

| ELISA 500 | |
|--|-------------|
| 3W | DS2.563.G1K |
| 10W | DS2.563.D1K |
| CCT SETTABLE GX53 LED LAMP INCLUDED 3000K/4000K/6500K | |
| | |
| Pcs 12 Kg 24 mc 0,145 | |

| ELISA WALL | |
|--|-------------|
| 3W | DS2.560.G1K |
| 10W | DS2.560.D1K |
| CCT SETTABLE GX53 LED LAMP INCLUDED 3000K/4000K/6500K | |
| | |
| Pcs 18 Kg 22 mc 0,092 | |

| ELISA SPIKE | |
|--|-------------|
| 3W | DS2.561.G1K |
| 10W | DS2.561.D1K |
| CCT SETTABLE GX53 LED LAMP INCLUDED 3000K/4000K/6500K | |
| | |
| Pcs 18 Kg 23 mc 0,092 | |