

GARDEN REVIVAL
GARDEN CLASSIC
BOLLARD
UP&DOWN
DOWNLIGHT
IN-GROUND
BRICKLIGHT
FLOODLIGHT
BULKHEAD
SOLAR
URBAN CLASSIC
URBAN REVIVAL
URBAN MODERN
POST
LAMPS

SAURO E27

ROUND BOLLARD - CLASSIC




Bollard range in classic style made of shockproof resin material, UV-rays stabilized, rust and corrosion-free. Provided with E27 lampholder and prepared for louvre fixation. Insulation class II, protection rating IP55.

Gamma di bollard in stile classico, realizzata in resina antiurto, stabilizzata ai raggi UV, inattaccabile da ruggine e corrosione. Fornito con portalamпада E27 e predisposto per il fissaggio del frangilucente. Classe di isolamento II, grado di protezione IP55.

D15.554.FC1







SAURO E27 COMPONENTS



CAP locked to the diffuser and made of shockproof resin material. To be removed for relamping by the supplied hexagonal key for locking screws.

CALOTTA fissata al diffusore e realizzata in resina antiurto. Rimovibile tramite vite di sicurezza per permettere il cambio della lampadina.

DIFFUSER made of UV-rays stabilized polymethylmethacrylate (PMMA), available in clear or opal colour.

DIFFUSORE in polimetilmetacrilato (PMMA) resistente all'ingiallimento ed ai raggi UV, disponibile in colore trasparente o opale.

LOUVRE (Optional) with a laminar symmetrical optic system, to direct the lighting output and to get a lower dazzle. Available in white resin material or in chrome aluminium. Recommended use with clear diffuser bollard.

FRANGILUCE (Optional) con sistema ottico lamellare a ripartizione simmetrica, per orientare il fascio di luce e ridurre l'abbagliamento, disponibile nella versione in resina bianca o in alluminio cromato (utilizzo raccomandato con diffusore trasparente).

CLOSED RING
White Resin
(H.FRA.D15)

CLOSED RING
Aluminium Chrome
(H.FC1)



CONNECTION RING provided with E27 lampholder seat in its upper side.

GHIERA di raccordo nella cui parte superiore si trova l'alloggiamento del portalampada E27.



Dimensions
Diameter: Ø150 mm
Height: 500/800/1100 mm

Moulded colours:
Black White
Grey (except Nardo)

Painted colours:
Antique green Antique bronze

Diffuser PMMA:
Clear Opal

E27 VERSIONS

100 - 240 V

*ADD. SUFFIX



suitable lamps:
CFL-LED
max 190 mm
max 23W

E27
lampholder only

.E27

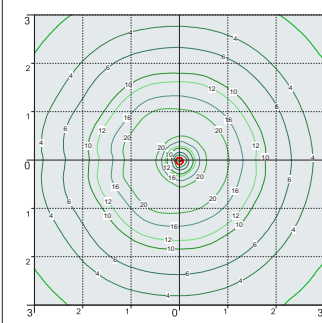
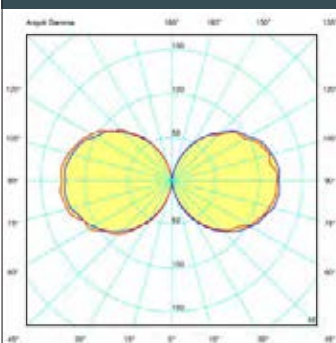
LAMP	POWER	LUMINOUS FLUX UP TO	COLOUR TEMP.	
FILAMENT LED E27	6,5 W	800 lm	2700 K	.F1R
CCT SET LED E27	8,5 W	920 lm	6500K 4000 K	.V1K
CCT SET LED E27	11 W	1200 lm	6500 K 4000 K 2700 K	.T1K

LED LAMPS



Comply with: EU2019/2015
EU2019/2020
Technical details on page 636.

PHOTOMETRIC DATA SAMPLE



SAURO1100 E27 CCT SET-opal 11W.

Sauro height 1,1mt
Area: 6x6 mt - average 8,5 lux

The photometric data for all the versions are available upon request or on our website.

* ADD THESE SUFFIXES TO THE REFERENCES MENTIONED IN THE CATALOGUE

SAURO E27

ROUND BOLLARD - CLASSIC



MADE IN ITALY



SAURO 1100
D15.555

Pcs 1
Kg 4
mc 0,068

SAURO 800
D15.554

Pcs 1
Kg 3,2
mc 0,05

MIRELLA
D15.505

Pcs 1
Kg 2,5
mc 0,037

SAURO 500
D15.553

Pcs 1
Kg 1,8
mc 0,032