



CONCAVE BOTTOM LUMINOUS DOWNLIGHT

THE HIGH-QUALITY CHIP BRINGS BRIGHT LIGHT AND ENSURES THE LONG LIFE SPAN AT THE SAME TIME, THE EFFICIENCY IS STABLE AND LASTING COMPARED TO TRADITIONAL.

S P E C I F I C A T I O N S H E E T

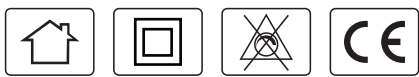


► Features

- High quality aluminum material, efficient heat dissipation, durable & long lifespan.
- High light transmittance cover, light soft and comfortable.
- High quality LED chip is adopted, give off even light, long lifespan.



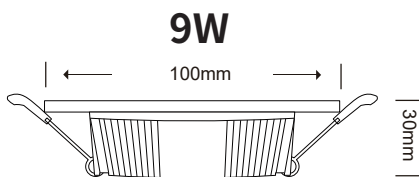
► Applications



► Detailed description

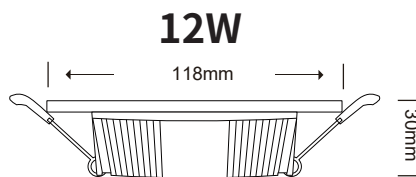
- 1.Intelligent constant current driver, protect from overheat , short circuit, and undervoltage.
- 2.Metal spring bracket, using high quality thickened aluminum, the appearance with baking paint processing, Sturdy, Durable and do not fade.
- 3.Application: Suitable for shopping malls, hotels, offices, living rooms, bedrooms.

► Product Dimension



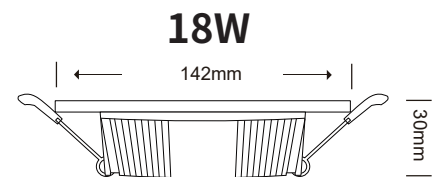
MODEL NUMBER AT-TD007-9W

Color	Color Temp
Cold White	8000K
Natural white	4000K
Warm white	3000K



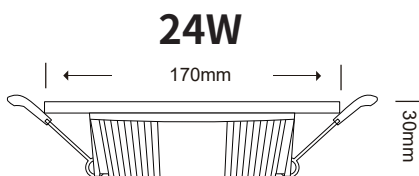
MODEL NUMBER AT-TD007-12W

Color	Color Temp
Cold White	8000K
Natural white	4000K
Warm white	3000K



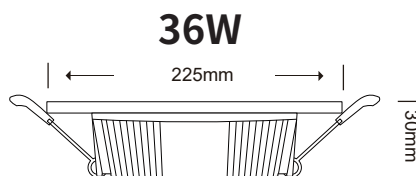
MODEL NUMBER AT-TD007-18W

Color	Color Temp
Cold White	8000K
Natural white	4000K
Warm white	3000K



MODEL NUMBER AT-TD007-24W

Color	Color Temp
Cold White	8000K
Natural white	4000K
Warm white	3000K



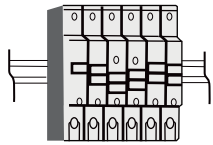
MODEL NUMBER AT-TD007-36W

Color	Color Temp
Cold White	8000K
Natural white	4000K
Warm white	3000K

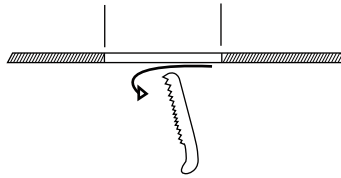
► Specifications

Model number	Power	Size	Hole size	Ra	Luminous flux	In put	PF	Material
AT-TD007-9W	9W	Φ100x30mm	Φ70-85mm	80	465lm	220V	0.5	Ps+Aluminum
AT-TD007-12W	12W	Φ118x30mm	Φ90-105mm	80	880lm	220V	0.5	Ps+Aluminum
AT-TD007-18W	18W	Φ142x30mm	Φ115-130mm	80	1205lm	220V	0.5	Ps+Aluminum
AT-TD007-24W	24W	Φ170x30mm	Φ140-160mm	80	1625lm	220V	0.5	Ps+Aluminum
AT-TD007-36W	36W	Φ225x30mm	Φ195-210mm	80	2520lm	220V	0.5	Ps+Aluminum

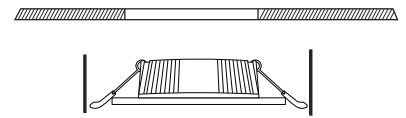
► Installation



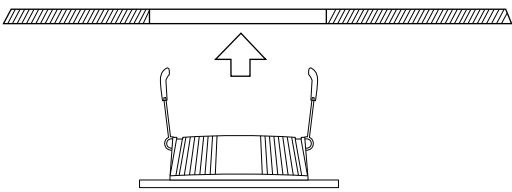
First, turn off the power switch to ensure personal safety during operation.



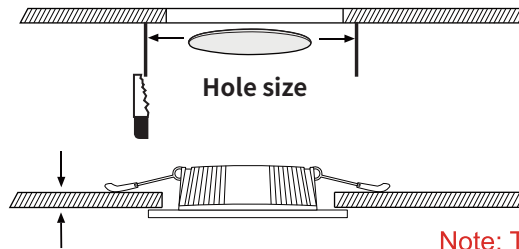
Open the hole as required on the ceiling.



Connect the lamp to the power supply and AC circuit

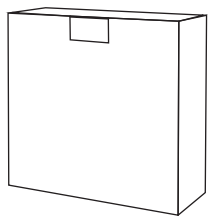


Hold the lamp into a pre-open hole

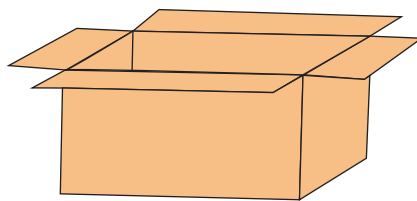


Note: The appearance of the lamp body to prevail in kind

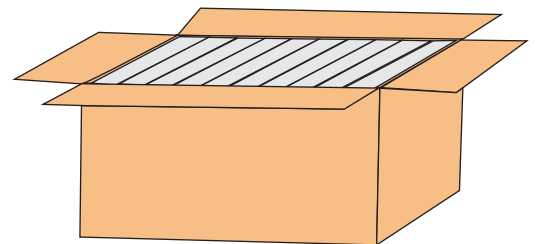
► Packing



Box



Carton



Packing

Model number	Power	Packing size	Carton size	QTY/Carton
AT-TD007-9W	9W	105x35x125mm	370x265x330mm	60
AT-TD007-12W	12W	125x35x140mm	370x265x295mm	40
AT-TD007-18W	18W	150x40x165mm	420x315x345mm	40
AT-TD007-24W	24W	175x45x190mm	585x240x365mm	30
AT-TD007-36W	36W	230x45x250mm	470x265x475mm	20