



# ANTI-GLARE LED DOWNLIGHT

NO HARM OF BLUE LIGHT, PROTECT EYES, DEEP CONCAVE ANTI-GLARE  
STRUCTURE DESIGN, GOOD TO PROTECT EYES, SEE LIGHTING, BUT NOT  
SEE THE LAMP, COMFORTABLE WITHOUT DAZZLING LIGHT.


S P E C I F I C A T I O N S H E E T



## ► Features

- No harm of blue light, protect eyes
- High light transmittance cover, light soft and comfortable
- Intelligent constant current driver, protect from overheat , short circuit, and undervoltage

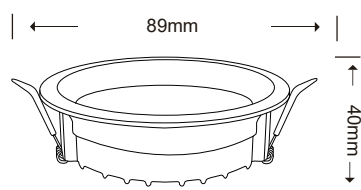
## ► Applications



## ► Detailed description

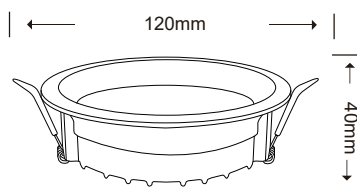
- 1.High quality aluminum material, efficient heat dissipation, durable & long lifespan.
- 2.High quality LED chip is adopted, give off even light, long lifespan.
- 3.See lighting, but not see the lamp, comfortable without dazzling light.
- 4.Application: Suitable for shopping malls, hotels, offices, living rooms, bedrooms.

## ► Product Dimension



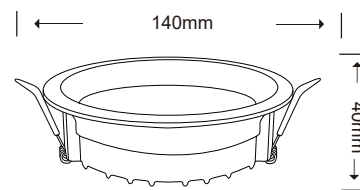
**9W**  
MODEL NUMBER AT-TD002-9W

Color	Color Temp
Cold White	6500K
Natural white	4000K
Warm white	3000K



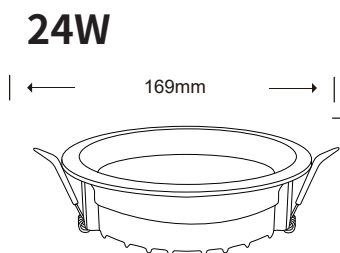
**12W**  
MODEL NUMBER AT-TD002-12W

Color	Color Temp
Cold White	6500K
Natural white	4000K
Warm white	3000K



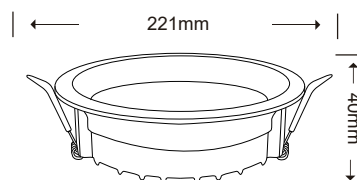
**18W**  
MODEL NUMBER AT-TD002-18W

Color	Color Temp
Cold White	6500K
Natural white	4000K
Warm white	3000K



**24W**  
MODEL NUMBER AT-TD002-24W

Color	Color Temp
Cold White	6500K
Natural white	4000K
Warm white	3000K



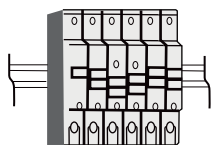
**36W**  
MODEL NUMBER AT-TD002-36W

Color	Color Temp
Cold White	6500K
Natural white	4000K
Warm white	3000K

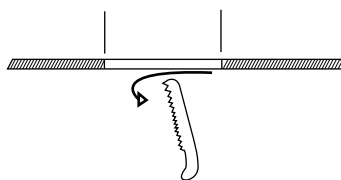
## ► Specifications

Model number	Power	Size(mm)	Hole size	Ra	Luminous flux	In put	PF	Material
AT-TD002-9W	9W	Φ89x40	Φ75-80mm	80	723lm	85-265V	0.5	PC+Aluminum
AT-TD002-12W	12W	Φ120x40	Φ100-110mm	80	1217lm	85-265V	0.5	PC+Aluminum
AT-TD002-18W	18W	Φ140x40	Φ125-135mm	80	1419lm	85-265V	0.5	PC+Aluminum
AT-TD002-24W	24W	Φ169x40	Φ155-160mm	80	2094lm	85-265V	0.5	PC+Aluminum
AT-TD002-36W	36W	Φ221x40	Φ200-215mm	80	3140lm	85-265V	0.5	PC+Aluminum

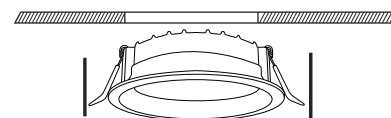
## ► Installation



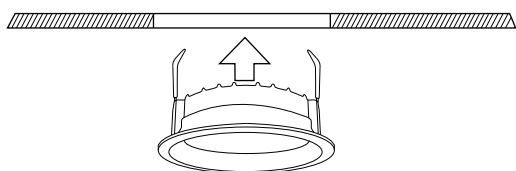
First, turn off the power switch to ensure personal safety during operation.



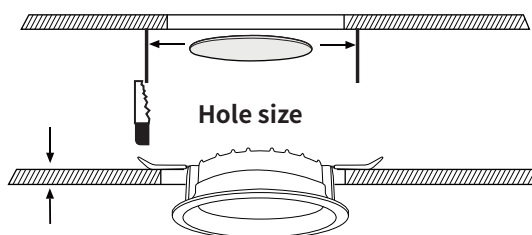
Open the hole as required on the ceiling.



Connect the lamp to the power supply and AC circuit

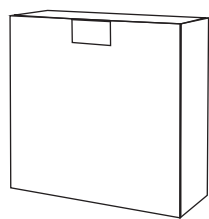


Hold the lamp into a pre-open hole

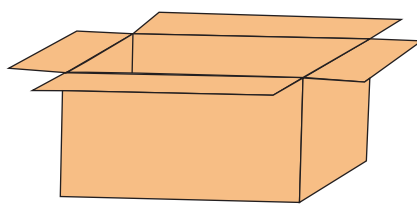


Note: The appearance of the lamp body to prevail in kind

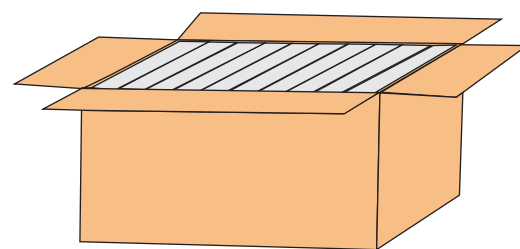
## ► Packing



Box



Carton



Packing

Model number	Power (w)	Packing size(mm)	Carton size(mm)	QTY/Carton
AT-TD002-9W	9W	105x60x110	435x315x570	100
AT-TD002-12W	12W	140x60x145	715x315x310	50
AT-TD002-18W	18W	160x60x165	815x315x350	50
AT-TD002-24W	24W	190x60x200	965x315x420	50
AT-TD002-36W	36W	240x60x250	495x315x520	20